

# EXPLORE

Colour chart for  
Parex Mineral &  
Revlane Finishes



**DECORATIVE FAÇADE RENDERS**

## COLOUR GUIDE

# MINERAL FINISHES 01




B10 Moonscape




B20 Sky blue




B30 Azure blue




BL10<sup>®</sup> Bright white



G00 Natural white




G10 White light



G20 Off-white




G30 Mouse grey



G40 Smokey grey




G50 Ash grey



J39 Athens sand



J10 Orange yellow



J20 Pale yellow



J30 Opal



J40 Sand yellow



J50 Straw yellow



J60 Pollen yellow



J70 Yellow ochre



O10 Sand



O20 Orange



O30 Orange beige



O40 Pale pinky beige



O50 Pinky beige



O60 Pinky orange



O70 Light ochre

Please call **01707 394444** or  
email **[enquiries@parex.co.uk](mailto:enquiries@parex.co.uk)**



## COLOUR GUIDE

# MINERAL FINISHES 02



O80 Orange earth



O90 Natural brick



R10 Pearly pink



R20 Sand pink



R30 Violet pink



R40 Petal pink



R50 Old rose



R60 Strong pink



R70 Brick



R80 Sienna



R90 Brick red



T10 Silky grey



T20 Light sand



T30 Clay earth



T40 Orange sand



T50 Sandy earth



T60 Soft earth



T70 Beige earth




T80 Beige



T90 Pink earth



V10 Stone



V20 Astral green



V30 Pale green



V40 Emerald green

(1) The colour BL10 is product specific to MONOBLANCO and BLANC DU LITTORAL

Please call **01707 394444** or  
email **[enquiries@parex.co.uk](mailto:enquiries@parex.co.uk)**



## COLOUR GUIDE

# REVLANE FINISHES 01




PB10




PB20




PB30



PBL10<sup>®</sup>



PG00



PG10



PG20




PG30



PG40



PG50



PJ39



PJ10




PJ20



PJ30



PJ40



PJ50



PJ60




PJ70




PO10




PO20




PO30




PO40



PO50



PO60



PO70

Please call **01707 394444** or  
email **[enquiries@parex.co.uk](mailto:enquiries@parex.co.uk)**





## COLOUR GUIDE


# REVLANE FINISHES 02



PO80



PO90



PR10



PR20



PR30




PR40



PR50



PR60



PR70



PR80



PR90




PT10




PT20



PT30



PT40



PT50




PT60




PT70




PT80




PT90



PV10



PV20



PV30



PV40

Please call **01707 394444** or  
email **[enquiries@parex.co.uk](mailto:enquiries@parex.co.uk)**



# ABOUT THIS GUIDE

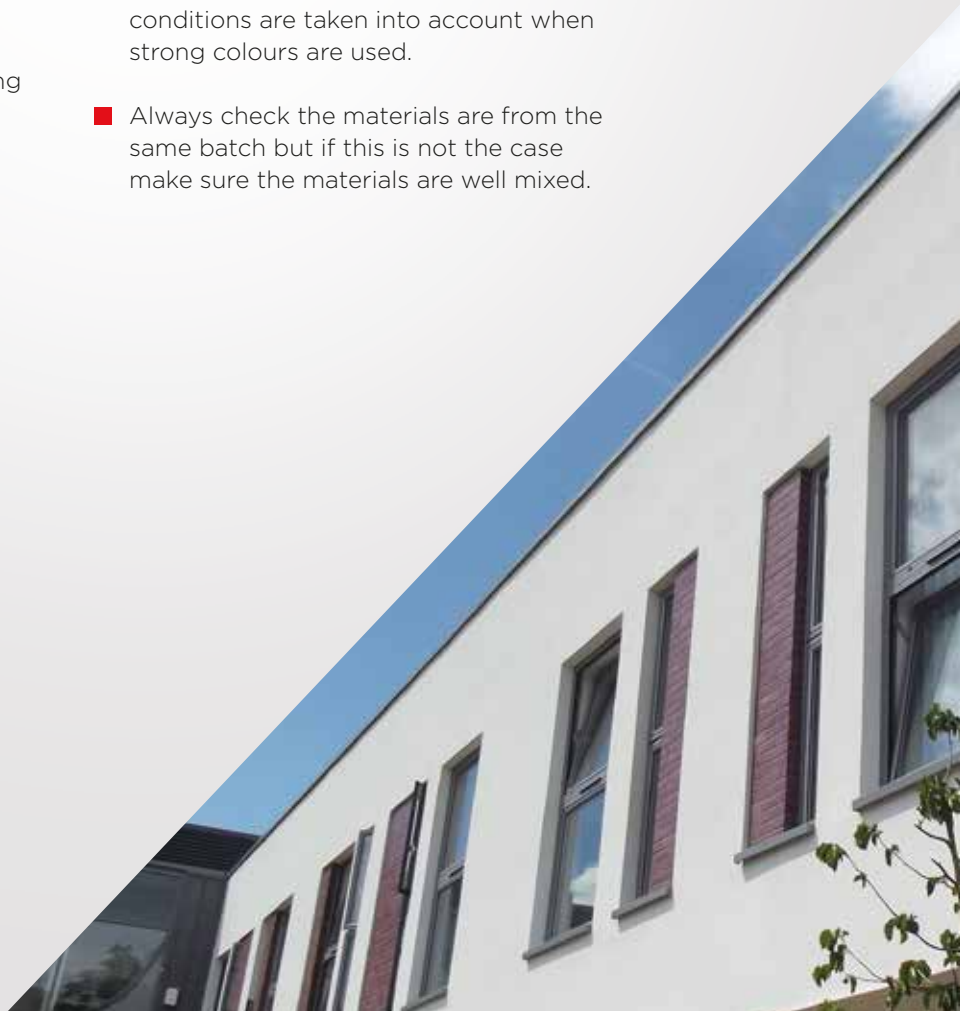
A few things to bear in mind to ensure your **EX**perience matches your **EX**pectations...

Colour reference guides should always be considered as indicative colours only and can vary between different screens/printers. Colour matching to these guides or an existing render is therefore difficult to achieve. A nearest match will be offered by Parex initially for consideration and approval.

The following information is provided as guidance only and it is the individual's responsibility to ensure that they and the client are satisfied with any colour matching. Parex is unable to offer any colour matching guarantees.

## SOME GENERAL ADVICE...

- Due to the vulnerability of dark colours to UV light we are unable to create very dark mineral render colours as the amount of colour pigment in mineral renders must not exceed 5% in the finished product. If this percentage is exceeded, the quality of the finished product may be harmed as the co-efficient of solar absorption would be above 0.7 which may cause cracking of the render finish.
- The shade of the same colour may also differ dependent upon the finishing aspect; e.g. The colour of a Textured finish adjacent to a Smooth finish in the same colour may appear to look different when viewed next to each other.
- Ensure the Parex general guidelines, conditions, product data sheets, instructions and precautions are taken into consideration when using coloured renders.
- Ensure that humidity and temperature conditions are taken into account when strong colours are used.
- Always check the materials are from the same batch but if this is not the case make sure the materials are well mixed.





## TEST PANEL

Prior to commencement on site it is recommended that a test panel is produced for inspection by the client, customer, architect, etc, so that they may satisfy themselves with the finish, texture, colour and appearance of the render.

## SAMPLES

Parex can provide colour samples for planning applications or for design consideration. These are generally available in a scraped finish. Other finishes can be provided to order. Colour samples are for guidance only and it is important that a test panel is produced on site for final approval.

If you have a specific colour you would like to match, contact Parex as we are able to offer special colours from a wider range. Once a special colour sample has been approved there is a minimum order of one pallet of 48 x 25 kg bags.



## COLOUR MATCHING OF MINERAL RENDERS

Colour will vary depending on the type of finish selected. Application by machine spraying or creating textured effects particularly a dash textured effect application will generally increase the depth of colour and will provide a range of differing shades depending on the viewing angle. Variation in colour due to weather, site conditions and method of application should also be expected. Due to the variation in applicator techniques, Parex is not responsible for the appearance or colour correctness of the applied finish.

Because mineral and Revlane finishes are produced from natural products, variations in shade, due to weather, site conditions and method of application should be expected.

Parex is able to offer other mineral render colours, but we are unable to match a paint reference colour to a mineral finish as the pigmentation process differs between mineral renders and synthetic renders.