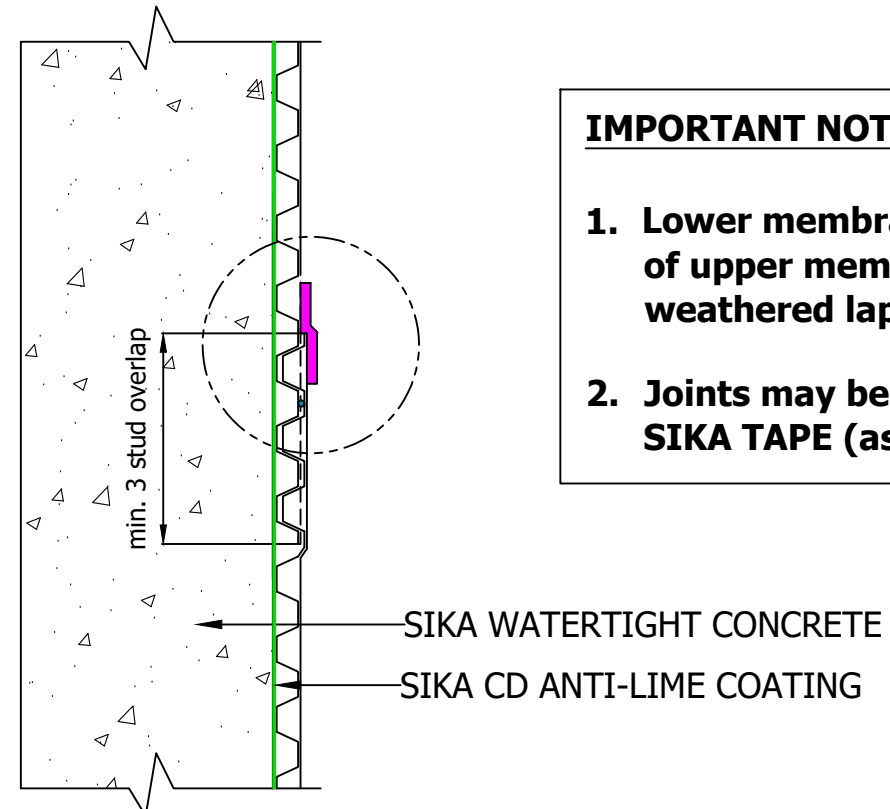
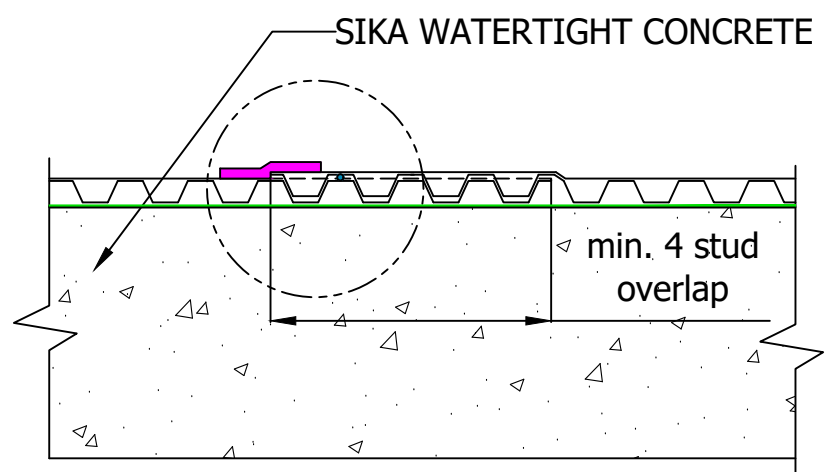
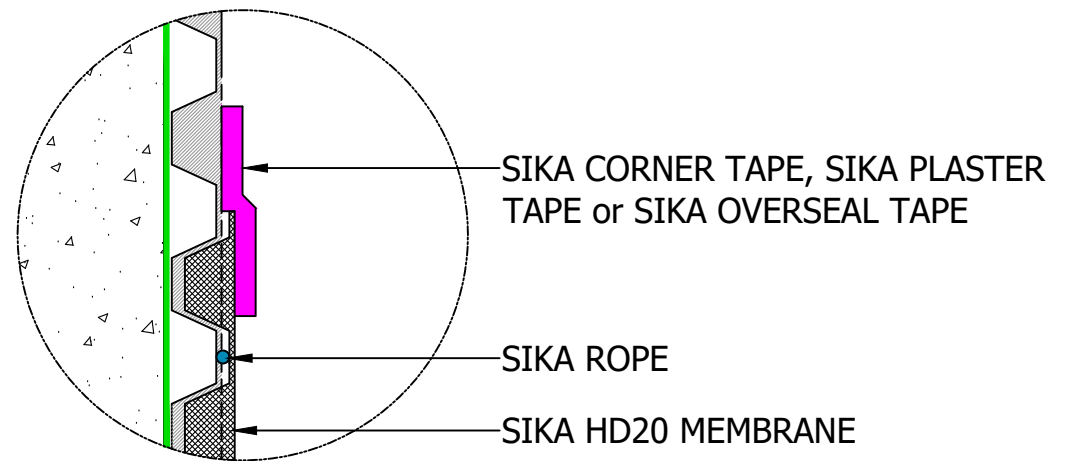
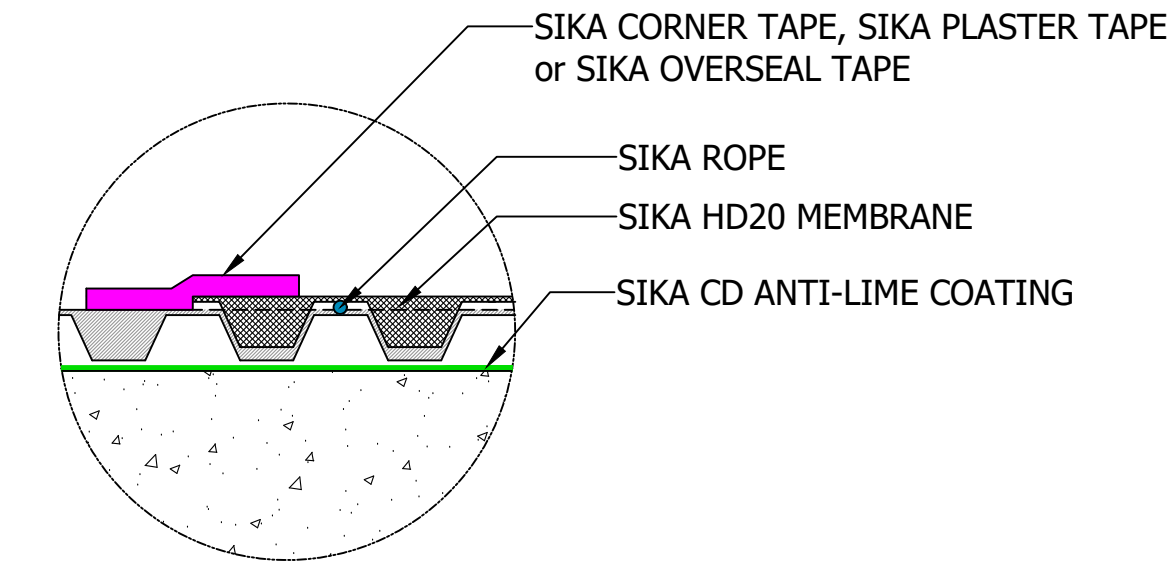


# SIKA CAVITY DRAINAGE - OVERLAP DETAILS (HD20 MEMBRANE)



- IMPORTANT NOTES:**
- 1. Lower membrane must be placed in front of upper membrane to form a correctly weathered lap.**
  - 2. Joints may be secured with SIK A ROPE or SIK A TAPE (as shown on details).**

**HD20 MEMBRANE - HORIZONTAL APPLICATION**

**HD20 MEMBRANE - VERTICAL APPLICATION**

**A** DRAWINGS MUST ALWAYS BE REVIEWED BY A DESIGN SPECIALIST AND IF NECESSARY MODIFIED TO ENSURE SUITABILITY FOR THE SPECIFIC APPLICATION.

The information contained herein and any other advice are given in good faith based on Sika's current knowledge and experience of the products when properly stored, handled and applied under normal conditions in accordance with Sika's recommendations. The information only applies to the application(s) and product(s) expressly referred to herein and is based on laboratory tests which do not replace practical tests. In case of changes in the parameters of the application, such as changes in substrates etc., or in case of a different application, consult Sika's Technical Service prior to using Sika products. The information contained herein does not relieve the user of the products from testing them for the intended application and purpose. All orders are accepted subject to our current terms of sale and delivery. Users must always refer to the most recent issue of the local Product Data Sheet for the product concerned, copies of which will be supplied on request.

ALL DETAIL DRAWINGS ARE  
FOR UK USE ONLY  
DO NOT SCALE FROM  
DRAWING

THIS DRAWING IS THE  
CONFIDENTIAL PROPERTY OF SIK A  
LIMITED AND MUST NOT BE  
REPRODUCED EITHER WHOLLY OR  
PARTLY. ALL RIGHTS IN RESPECT OF  
PATENTS, DESIGN AND COPYRIGHTS  
ARE RESERVED. SIK A LTD.  
WWW.SIK A.CO.UK



Revision	Description	By:	Aprvd By:	Date
Drawn by	Checked by	Approved by		Date
Description <b>SIKA CAVITY DRAINAGE - OVERLAP DETAILS (HD20 MEMBRANE)</b>				
Drawing No.		Issue	Sheet	
CDM07		C	1 / 1	