

Industry



## Sikaflex<sup>®</sup>-512 Caravan

**TECHNIQUE**

For professional and home use  
on all types of caravan, motor  
home, trailer, horse box etc.

**Sika**<sup>®</sup>

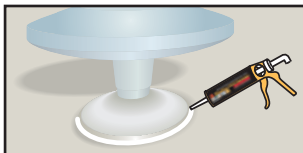
'Stay white  
formulation'

## Sikaflex®-512 Caravan Applications

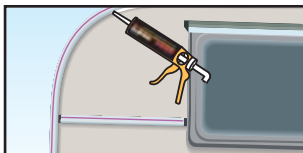
Roof vents, skylights



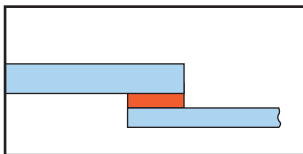
TV aerials



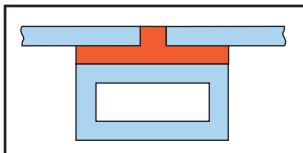
Awning rails



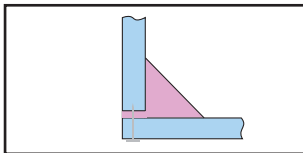
Lap joints



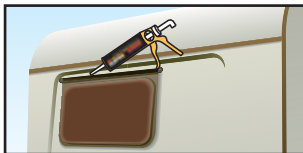
Butt joints



Fillet/corner joints



Window strips



Leaky gaskets



## Leaks and Damp

Water will find its way through poorly sealed joints, seams and holes, including screw holes causing damp, rot and corrosion problems. The front and rear of caravans, motor homes and trailers can be particularly vulnerable because of wind pressure effects during travelling and rain discharge when static.

Non-setting mastics such as butyls can be squeezed out of joints or seams by movement or tightening down screws. Some are not resistant to acid rain and can break down after a few year's service.

Joints and seams should be inspected every few years. Look for tell-tale signs such as rust stains and streaks.



Black streaks may indicate mastic breakdown



Rusting screws may mean water leaks



Don't ignore the smell of damp and mould



Check for failed mastic

**Sikaflex®-512 Caravan** is a strong elastic adhesive that bonds and seals in one operation. It is purpose-designed for building and repairing caravans, motor homes and trailers and does not suffer from the problems of traditional mastics. Correctly installed, it will provide many years of leak-free, and trouble-free service.

# Sealing and Bonding with Sikaflex

## Awning rail resealing example



1. Remove cover strip and undo screws. Carefully prise off awning rail



2. Scrape off old mastic from rail and the body



3. Clean off remains with a white spirit based cleaner



4. Clean body work meticulously as well



5. Apply a bead of **Sikaflex®-512 Caravan** to the seam and smooth to 1-2mm thickness



6. Apply **Sikaflex®-512 Caravan** to flats of rail



7. Reposition rail. If necessary use spacers to get 2mm thickness of **Sikaflex®**





8. Lightly screw down to hold in place until cured. Remove excess sealant while still wet

# ®-512 Caravan

## Points to remember

- ▲ Clean surfaces are important. If a key is required use a polyester scouring pad or fine abrasive paper.
- ▲ For degreasing and final cleaning use a spirit based solvent that contains no oils (eg. **Sika Remover® 208** or white spirit). For maximum bond use **Sika Cleaner® 205** which contains an adhesion promoter.
- ▲ Solvents are flammable; always follow the instructions on the label.
- ▲ Open seams should be masked, then **Sikaflex®-512 Caravan** smoothed to a flat finish and masking tape removed while **Sikaflex®** is still wet.
- ▲ For the best gap filling, use a triangular bead by cutting a notch in the nozzle.
- ▲ To achieve a smooth finish use a detergent solution in water as a surface lubricant.
- ▲ Do not squeeze all the **Sikaflex®-512 Caravan** out of the joint. If necessary, use spacers. Optimum thickness is 2mm.
- ▲ **Sikaflex®-512 Caravan** gives a very strong bond when cured. In the event of having to disassemble, use a craft knife or cutting (cheese) wire plus a water/detergent lubricant.



## Product benefits:

- ▲ one-part non sag formulation
- ▲ resistant to UV radiation
- ▲ resistant to ageing and weathering
- ▲ bonds well to a wide variety of materials
- ▲ elastic and non-shrink
- ▲ noise and vibration damping
- ▲ bonds dissimilar materials such as glass to metal, wood to GRP etc.
- ▲ can be overpainted (test first)
- ▲ can be sanded
- ▲ low odour
- ▲ non-corrosive
- ▲ solvent free
- ▲ silicone free
- ▲ PVC free
- ▲ isocyanate-free
- ▲ compatible with most sealants, paints and plastics

# Sikaflex®-512 Caravan

## Technical product data:

Chemical base	one-part polyurethane-hybrid
Colour	white
Density (DIN 53479) (uncured)	1,4 kg/l approx.
Stability (non-sag properties)	very good, with no tendency to sag or slump
Cure mechanism	moisture-curing
Tack-free time*	30 minutes approx.
Rate of cure*	3mm per 24hrs. approx.
Shore A hardness (DIN 53505)	40 approx.
Tensile strength (DIN 53504)	1,8 N/mm <sup>2</sup> approx.
Elongation at break (DIN 53504)	400% approx.
Tear strength (DIN 53515)	8 N/mm, approx.
Service temperature (continuous)	-40°C to +90°C
short term	up to 16 hrs. at 120°C/ 4hrs. at 140°C
Movement accommodation factor	10%, approx.
Shelf life (stored below 25°C)	9 months

\* = at 23°C and 50% relative humidity

### Instructions for use

Surfaces must be clean, dry, and free from oil, grease, loose paint, old sealant etc; Bead, spread or spot the adhesive as required. Press components into position. Adhesive thickness should be no less than 2mm (use spacers if required). Remove excess and smooth any exposed **Sikaflex®-512 Caravan** to a flat finish while still wet. Heavy components may need support or clamping for a few hours. Bonds to all normal construction components. Will not bond to non-stick surfaces such as PTFE, Silicone, Polythene or Polypropylene. If in doubt carry out a pre-test. Once opened the cartridge should be used quickly as it is moisture reactive and cannot be resealed effectively. **Sika®** recommend the use of gloves when handling. Use a suitable hand cleanser and water to remove from exposed skin. Do not use solvents.

### For further details

Consult the Technical Data sheet and Materials Safety Data Sheet.

### Complementary products



#### Sika Sanisil®

mould resistant sealant for showers, wash basins etc.



#### Sika Lastomer® 710

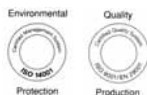
non-setting high quality butyl for joints that are periodically dismantled

#### Sika Limited

Watchmead  
Welwyn Garden City  
Herts  
AL7 1BQ  
Fax: 01707 329129  
Telephone: 01707 394444  
e-mail: sales@uk.sika.com

#### Note:

Any recommendations concerning the use of this product that are given by us to the purchaser or user, whether by word of mouth or in writing, are given in good faith, based on our experience and on the present state of scientific knowledge and approved practice. Such recommendations are made without guarantee, and do not imply any additional contractual obligation arising out of the contract of sale. It is the responsibility of the purchaser to satisfy himself that our products are fit for the purpose for which he intends to use them, and to ensure that the proprietary rights of third parties are not thereby infringed. All orders are accepted subject to our general terms of business. For further technical information and advice on specific applications, please contact our Industry Division.



The Sika logo, featuring the word 'Sika' in a stylized yellow font on a red background.