Key

1 Compatible substrates or decks prepared and primed in strict accordance with Sika Limited Specification
2 **S-Vap Self Adhesive Air and Vapour Control Layer** (where required) applied in strict accordance with Sika Limited Specification
3 **Sikatherm Insulation** bonded in strict accordance with Sika Limited Specification
4 **S-Vap Self Adhesive Carrier Membrane** applied in strict accordance with Sika Limited Specification
5 **Sika Liquid Applied Membrane Embedment/Base Coat** fully reinforced with **Sika Reemat Premium** glass fibre matting applied in strict accordance with Sika Limited Specification
6 **Sika Liquid Applied Membrane Top Coat** applied in strict accordance with Sika Limited Specification
7 Tanalised timber or **Sika Type-D Decotrim** used as hard edges; respectively mechanically fixed or bonded with Specified **Sika Adhesive**
8 Fully reinforced Sika Liquid Applied Membrane dressed as far as practicable in to prepared and appropriately primed outlets [to bridge the junction between outlet and rainwater pipe]
9 **S-Leafguard** for outlets 56 - 160mm in diameter

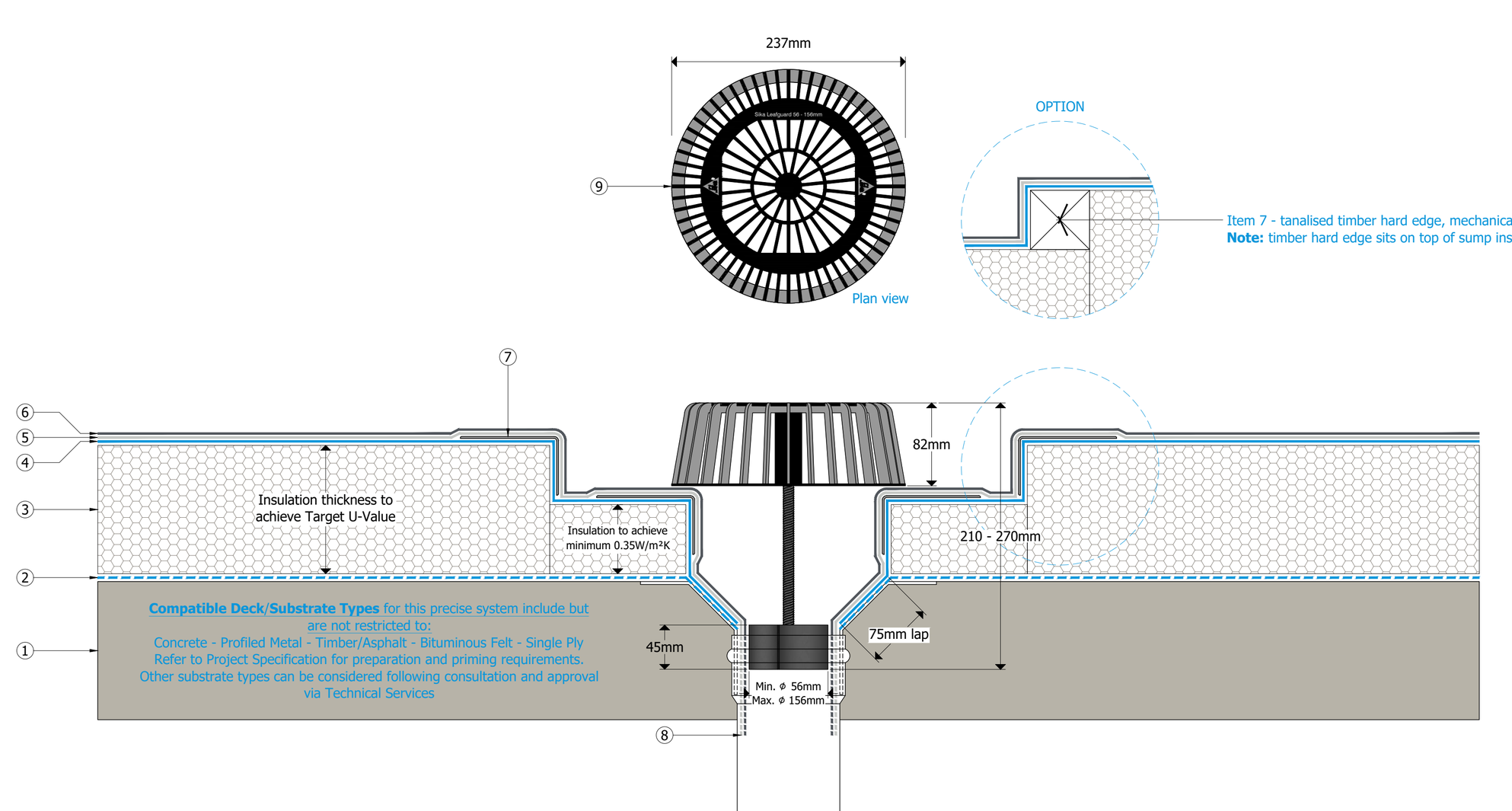

Liquid Applied Membrane - Warm Roof
Drainage - Internal Vertical Outlet

Key

1 Compatible substrates or decks prepared and primed in strict accordance with Sika Limited Specification
2 **S-Vap Self Adhesive Air and Vapour Control Layer** (where required) applied in strict accordance with Sika Limited Specification
3 **Sikatherm Insulation** bonded in strict accordance with Sika Limited Specification
4 **S-Vap Self Adhesive Carrier Membrane** applied in strict accordance with Sika Limited Specification
5 **Sika Liquid Applied Membrane Embedment/Base Coat** fully reinforced with **Sika Reemat Premium** glass fibre matting applied in strict accordance with Sika Limited Specification
6 **Sika Liquid Applied Membrane Top Coat** applied in strict accordance with Sika Limited Specification
7 Tanalised timber or **Sika Type-D Decotrim** used as hard edges; respectively mechanically fixed or bonded with specified **Sika Adhesive**
8 **Sika Horizontal Outlet** [to suit 110mm or 75mm pipework]
9 Horizontal Outlet flange [bituminous felt] cut to suit installation position and bonded to the substrate using specified **Sika Adhesive**
10 Fully reinforced Sika Liquid Applied Membrane dressed as far as practicable in to outlet **NOTE:** Outlet body primed with Specified **Sika Primer** prior to Base Coat application
11 **Sika Horizontal Leaf Guard** inserted into outlet following through-cure of the Sika Liquid Applied Membrane
12 Fully reinforced Sika Liquid Applied Membrane termination to parapet in strict accordance with an approved Sika Limited parapet termination method

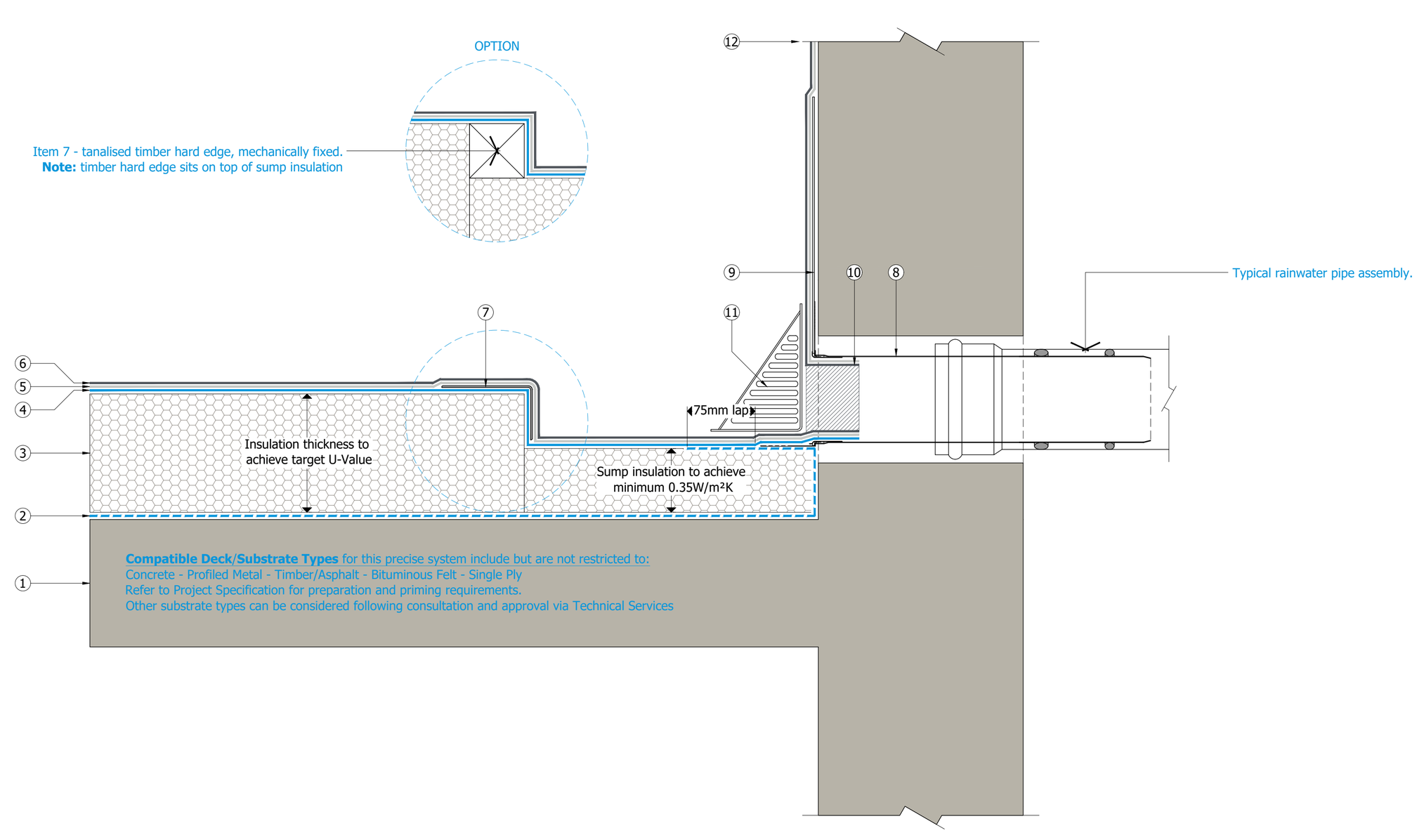

Liquid Applied Membrane - Warm Roof
Drainage - Horizontal Chute Outlet

Key

1 Compatible substrates or decks prepared and primed in strict accordance with Sika Limited Specification
2 **S-Vap Self Adhesive Air and Vapour Control Layer** (where required) applied in strict accordance with Sika Limited Specification
3 **Sikatherm Insulation** bonded in strict accordance with Sika Limited Specification
4 **S-Vap Self Adhesive Carrier Membrane** applied in strict accordance with Sika Limited Specification
5 **Sika Liquid Applied Membrane Embedment/Base Coat** fully reinforced with **Sika Reemat Premium** glass fibre matting applied in strict accordance with Sika Limited Specification
6 **Sika Liquid Applied Membrane Top Coat** applied in strict accordance with Sika Limited Specification
7 **Sika Horizontal Outlet/Overflow** 75mm
8 Fully reinforced Sika Liquid Applied Membrane dressed as far as practicable in to outlet **NOTE:** Outlet body primed with Specified **Sika Primer** prior to Embedment Coat application
9 Fully reinforced Sika Liquid Applied Membrane termination to parapet in strict accordance with an approved Sika Limited parapet termination method
10 Minimum 10mm bead of **SikaHyflex-250 Facade Sealant** applied around overflow exit point

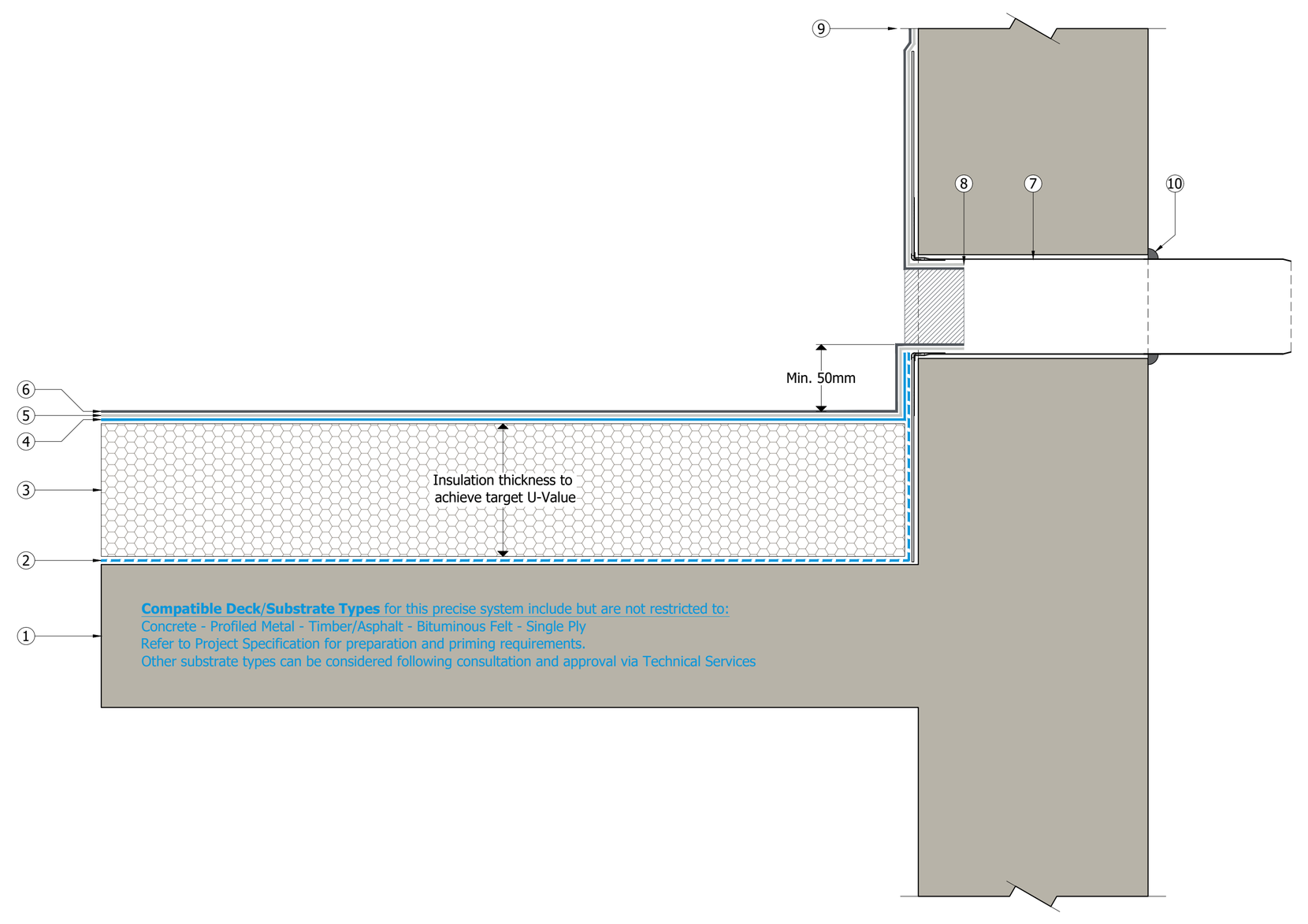

Liquid Applied Membrane - Warm Roof
Drainage - Overflow

Key

1 Compatible substrates or decks prepared and primed in strict accordance with Sika Limited Specification
2 **S-Vap Self Adhesive Air and Vapour Control Layer** (where required) applied in strict accordance with Sika Limited Specification
3 **Sikatherm Insulation** bonded in strict accordance with Sika Limited Specification
4 **S-Vap Self Adhesive Carrier Membrane** applied in strict accordance with Sika Limited Specification
5 **Sika Liquid Applied Membrane Embedment/Base Coat** fully reinforced with **Sika Reemat Premium** glass fibre matting applied in strict accordance with Sika Limited Specification
6 **Sika Liquid Applied Membrane Top Coat** applied in strict accordance with Sika Limited Specification
7 **Sika Type-D Decotrim** mechanically fixed with specified **Sika Fixings** or fully bonded with specified **Sika Adhesive**

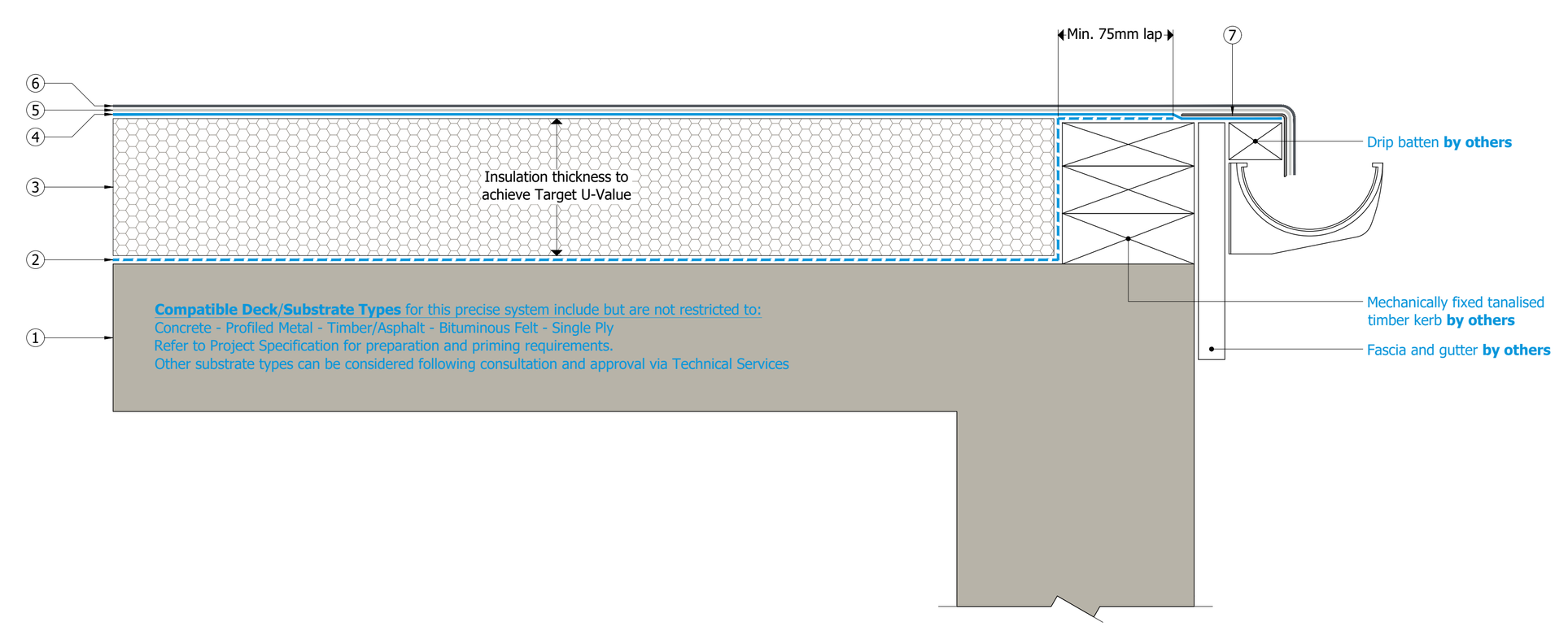

Liquid Applied Membrane - Warm Roof
Drainage - Drip Edge to External Gutter

Key

1 Compatible substrates or decks prepared and primed in strict accordance with Sika Limited Specification
2 **S-Vap Self Adhesive Air and Vapour Control Layer** (where required) applied in strict accordance with Sika Limited Specification
3 **Sikatherm Insulation** bonded in strict accordance with Sika Limited Specification
4 **S-Vap Self Adhesive Carrier Membrane** applied in strict accordance with Sika Limited Specification
5 **Sika Liquid Applied Membrane Embedment/Base Coat** fully reinforced with **Sika Reemat Premium** glass fibre matting applied in strict accordance with Sika Limited Specification
6 **Sika Liquid Applied Membrane Top Coat** applied in strict accordance with Sika Limited Specification
7 **Type-A** [50mm], **Type-B** [80mm], **Type-C** [100mm], **Type-E** [150mm], or **Type-F** [200mm] **Decotrims**...

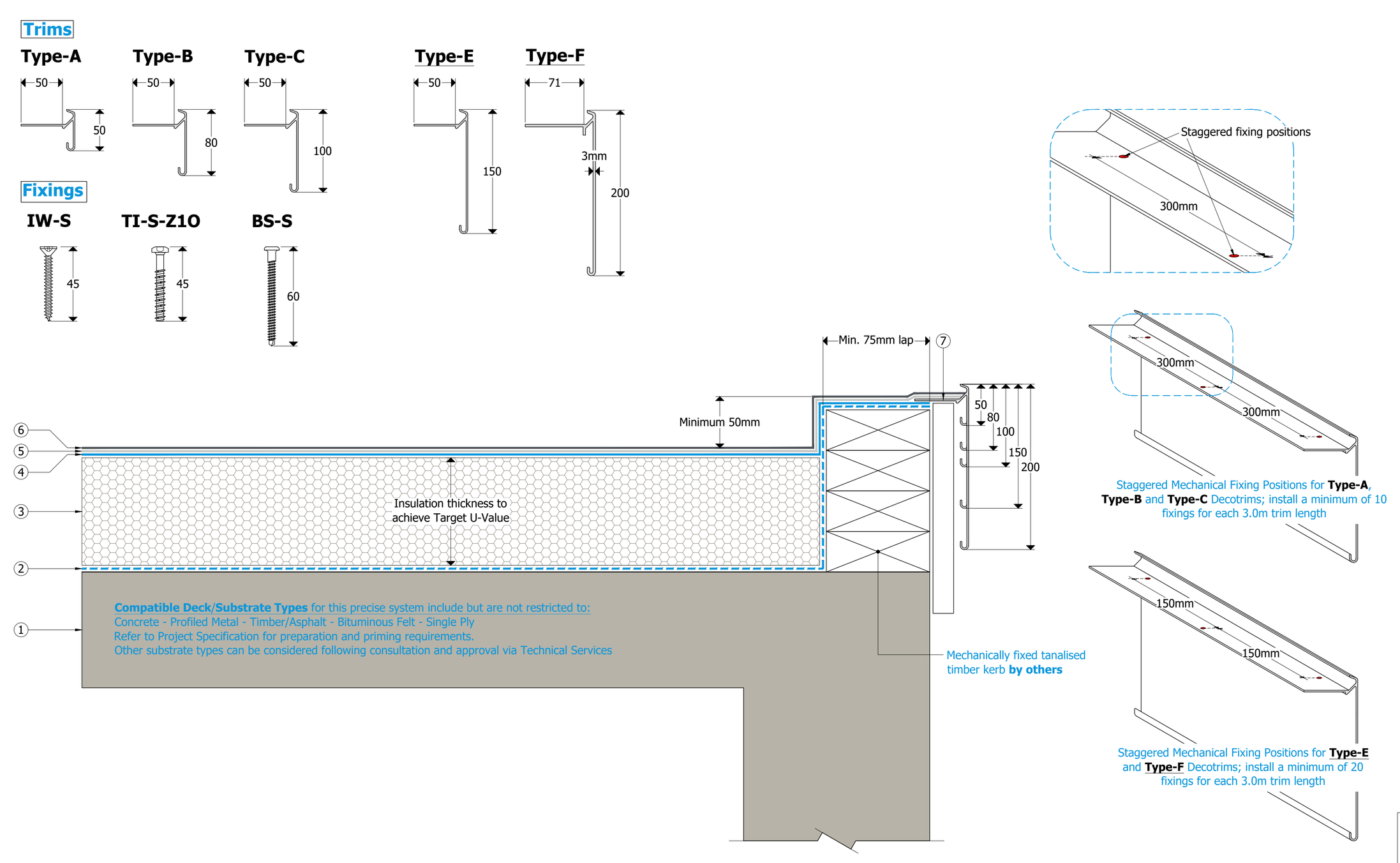

Liquid Applied Membrane - Warm Roof
Perimeter - Watercheck

Key

1 Compatible substrates or decks prepared and primed in strict accordance with Sika Limited Specification
2 **S-Vap Self Adhesive Air and Vapour Control Layer** (where required) applied in strict accordance with Sika Limited Specification
3 **Sikatherm Insulation** bonded in strict accordance with Sika Limited Specification
4 **S-Vap Self Adhesive Carrier Membrane** applied in strict accordance with Sika Limited Specification
5 **Sika Liquid Applied Membrane Embedment/Base Coat** fully reinforced with **Sika Reemat Premium** glass fibre matting applied in strict accordance with Sika Limited Specification
6 **Sika Liquid Applied Membrane Top Coat** applied in strict accordance with Sika Limited Specification
7 Fully reinforced Sika Liquid Applied Membrane dressed on to prepared primed upstands, terminated in a 25mm x 10mm cleaned and primed pre-cut chase, weather-pointed with mortar or sealed with specified **Sika Sealant**

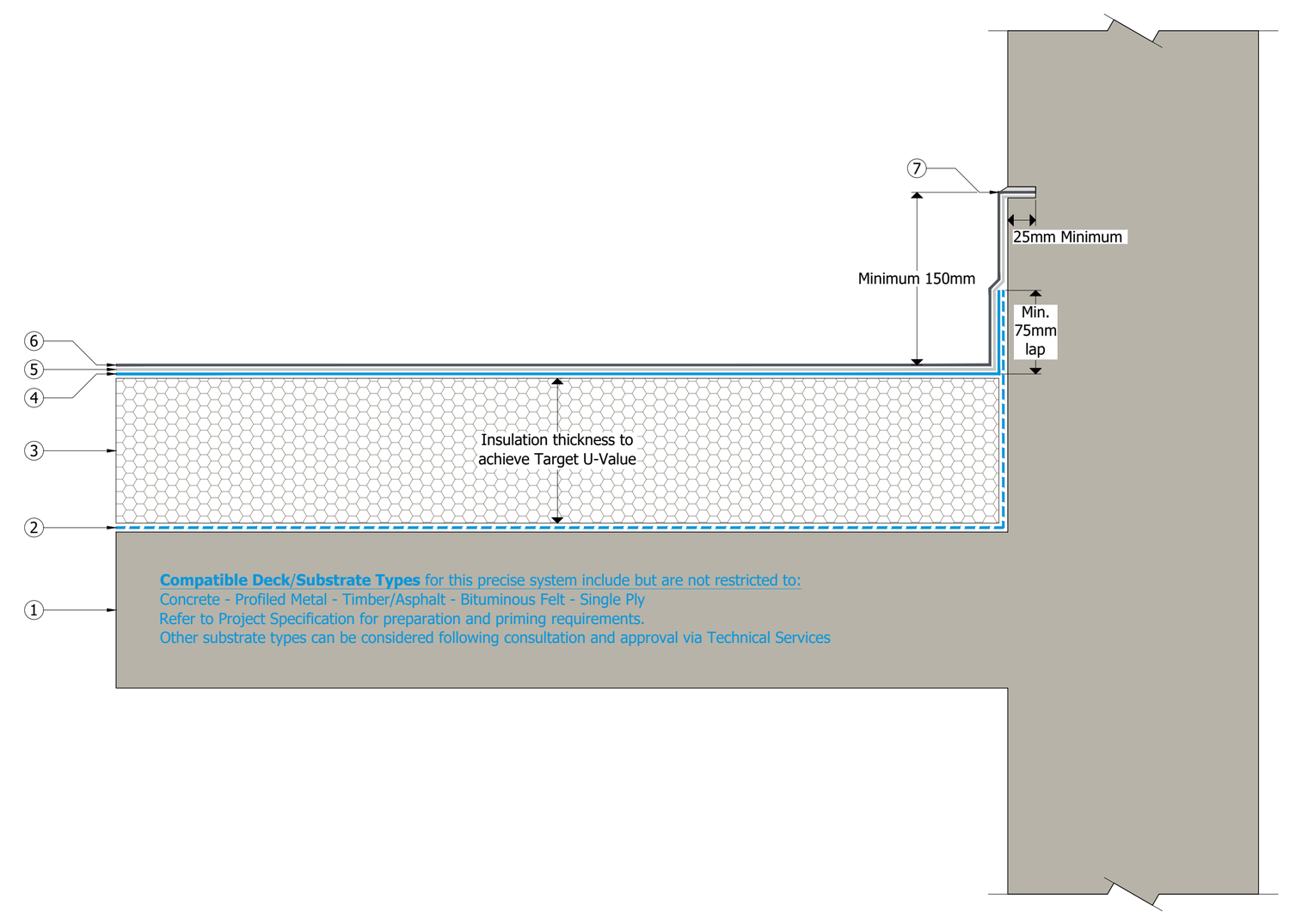

Liquid Applied Membrane - Warm Roof
Upstand - Pre-cut Chase

Key

1 Compatible substrates or decks prepared and primed in strict accordance with Sika Limited Specification
2 **S-Vap Self Adhesive Air and Vapour Control Layer** (where required) applied in strict accordance with Sika Limited Specification
3 **Sikatherm Insulation** bonded in strict accordance with Sika Limited Specification
4 **S-Vap Self Adhesive Carrier Membrane** applied in strict accordance with Sika Limited Specification
5 **Sika Liquid Applied Membrane Embedment/Base Coat** fully reinforced with **Sika Reemat Premium** glass fibre matting applied in strict accordance with Sika Limited Specification
6 **Sika Liquid Applied Membrane Top Coat** applied in strict accordance with Sika Limited Specification
7 Mechanically fixed **Sika Termination Bar**, sealed and bedded with specified **Sika Sealant**
7a **Sika Termination Bar** fully bonded using **SikaBond AT Universal**; finally sealed with specified **Sika Sealant**
8 **SikaBond AT Universal** applied in strict accordance with Product Data Sheets

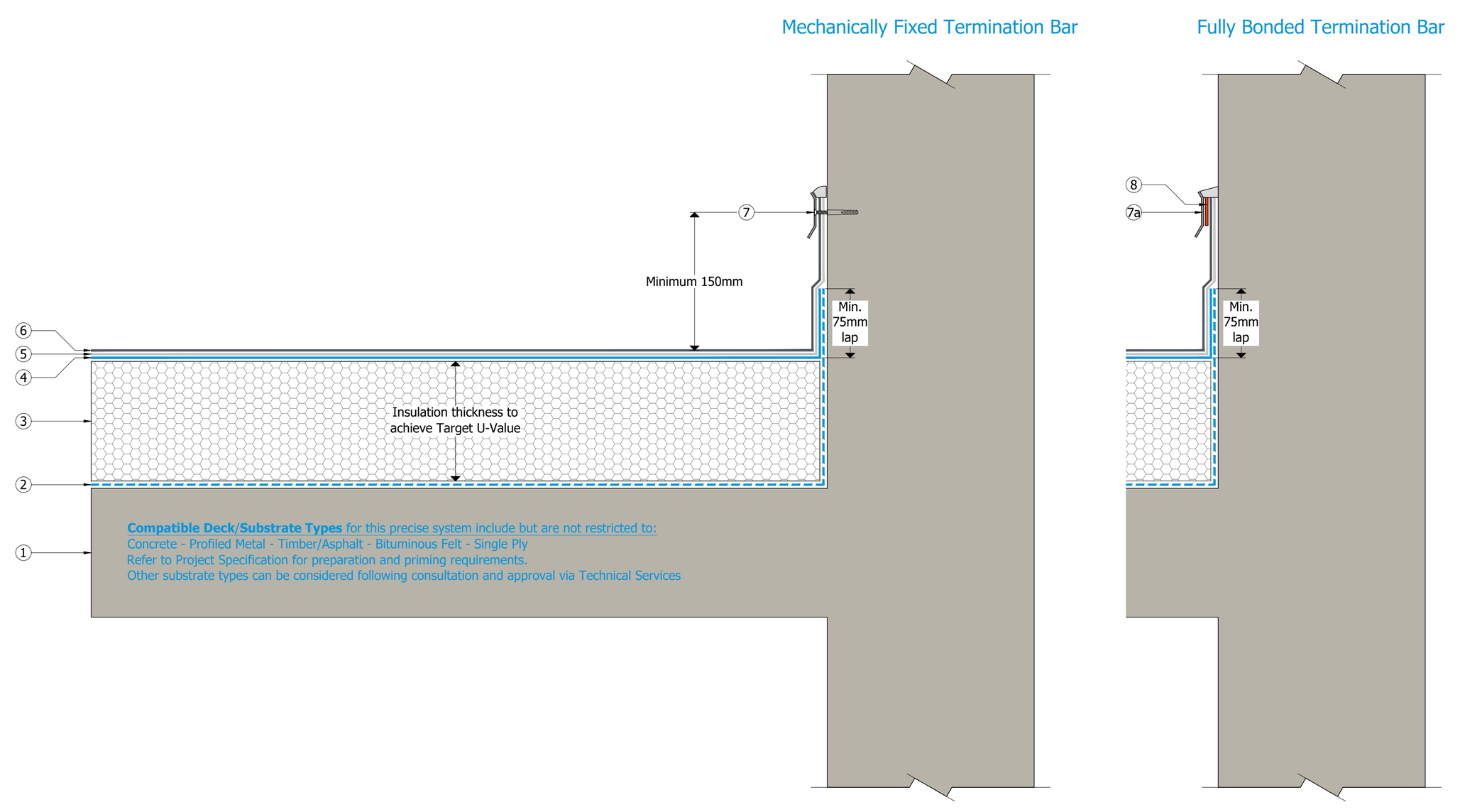

Liquid Applied Membrane - Warm Roof
Upstand - Termination Bar

Key

1 Compatible substrates or decks prepared and primed in strict accordance with Sika Limited Specification
2 **S-Vap Self Adhesive Air and Vapour Control Layer** (where required) applied in strict accordance with Sika Limited Specification
3 **Sikatherm Insulation** bonded in strict accordance with Sika Limited Specification
4 **S-Vap Self Adhesive Carrier Membrane** applied in strict accordance with Sika Limited Specification
5 **Sika Liquid Applied Membrane Embedment/Base Coat** fully reinforced with **Sika Reemat Premium** glass fibre matting applied in strict accordance with Sika Limited Specification
6 **Sika Liquid Applied Membrane Top Coat** applied in strict accordance with Sika Limited Specification
7 Mechanically fixed exterior grade plywood [or similar approved] layboard providing continuity of substrate; primed with **Sika Primer 600/610**
8 Existing sarking dressed over the newly introduced layboard arrangement
9 Tanalised timber batten [top-edge eased] dimensioned so as to kick-up the under-eaves tile/slate and provide a stop-end for the Sika Liquid Applied Membrane
10 Existing slates/roof tiles removed [and stored] to enable full installation of layboard and stop-end batten arrangement
NOTE: exercise due caution during exposed periods to prevent water ingress

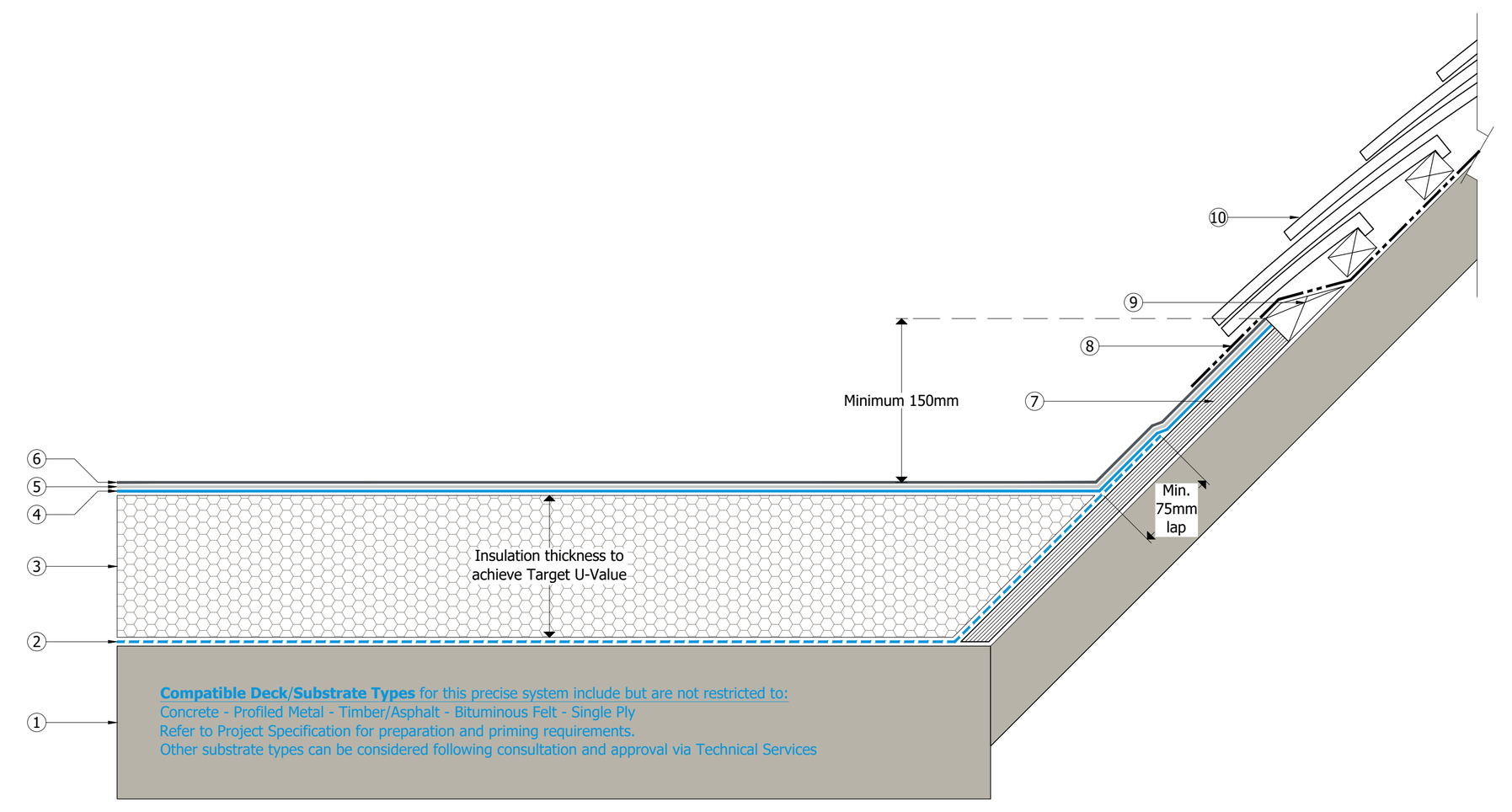

Liquid Applied Membrane - Warm Roof
Upstand - Layboard
Abutment to Pitched Roof

Key

1 Compatible substrates or decks prepared and primed in strict accordance with Sika Limited Specification
2 **S-Vap Self Adhesive Air and Vapour Control Layer** (where required) applied in strict accordance with Sika Limited Specification
3 **Sikatherm Insulation** bonded in strict accordance with Sika Limited Specification
4 **S-Vap Self Adhesive Carrier Membrane** applied in strict accordance with Sika Limited Specification
5 **Sika Liquid Applied Membrane Embedment/Base Coat** fully reinforced with **Sika Reemat Premium** glass fibre matting applied in strict accordance with Sika Limited Specification
6 **Sika Liquid Applied Membrane Top Coat** applied in strict accordance with Sika Limited Specification
7 Traditional render application with mechanically fixed bell cast or stop bead installed to overlap Sika Liquid Applied Membrane by minimum 50mm
7a Existing traditional render application with mechanically fixed bell cast or stop bead. Fully reinforced Sika Liquid Applied Membrane dressed onto prepared and appropriately primed upstands, terminated tight beneath the existing stop bead.

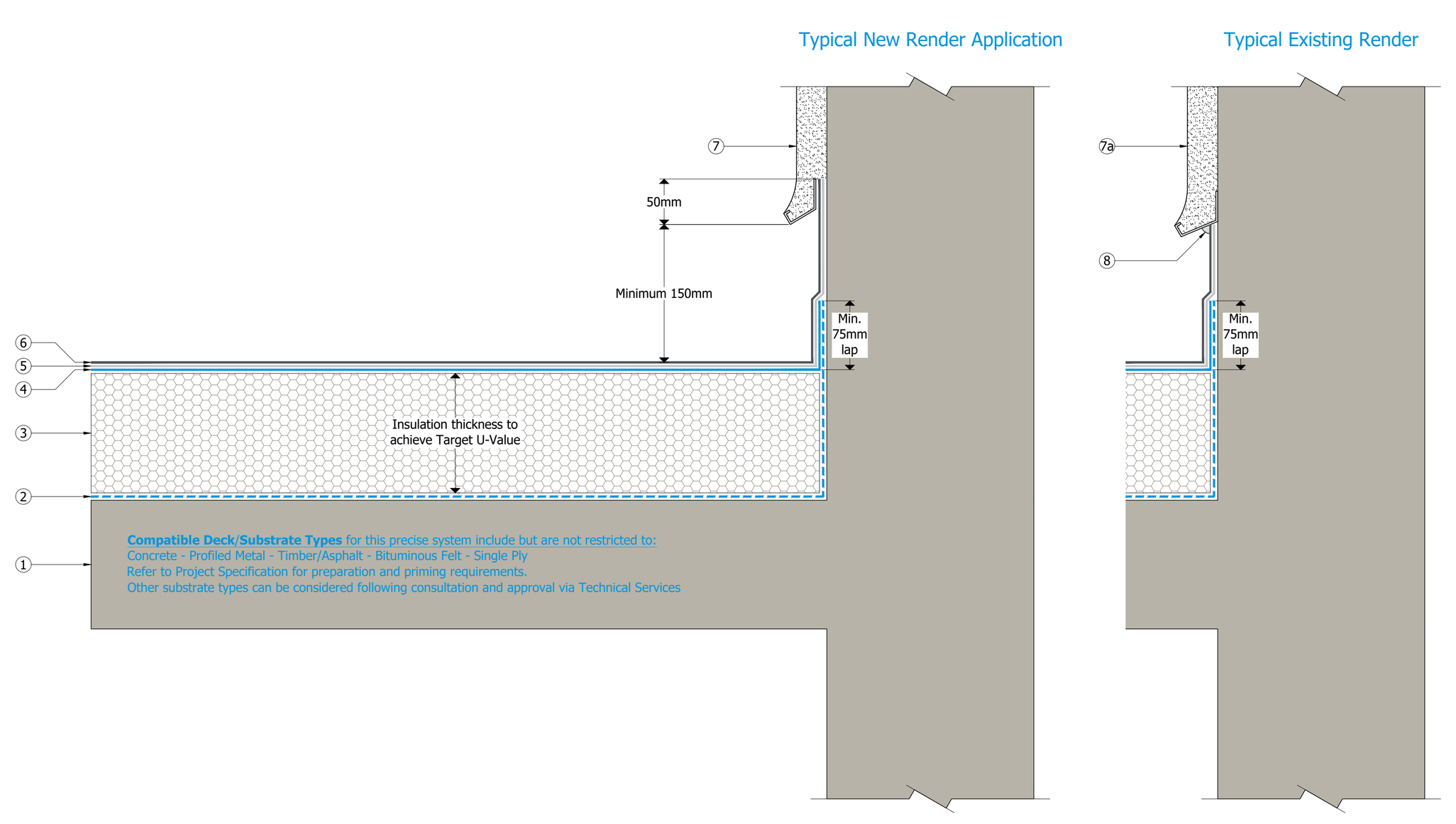

Liquid Applied Membrane - Warm Roof
Upstand - Rendered

Key

1 Compatible substrates or decks prepared and primed in strict accordance with Sika Limited Specification
2 **S-Vap Self Adhesive Air and Vapour Control Layer** (where required) applied in strict accordance with Sika Limited Specification
3 **Sikatherm Insulation** bonded in strict accordance with Sika Limited Specification
4 **S-Vap Self Adhesive Carrier Membrane** applied in strict accordance with Sika Limited Specification
5 **Sika Liquid Applied Membrane Embedment/Base Coat** fully reinforced with **Sika Reemat Premium** glass fibre matting applied in strict accordance with Sika Limited Specification
6 **Sika Liquid Applied Membrane Top Coat** applied in strict accordance with Sika Limited Specification
7 Sika Liquid Applied Membrane dressed on to prepared and primed upstands, terminated tightly at the junction with the projecting sill and sealed with a continuous minimum 6mm bead of specified **Sika Sealant**

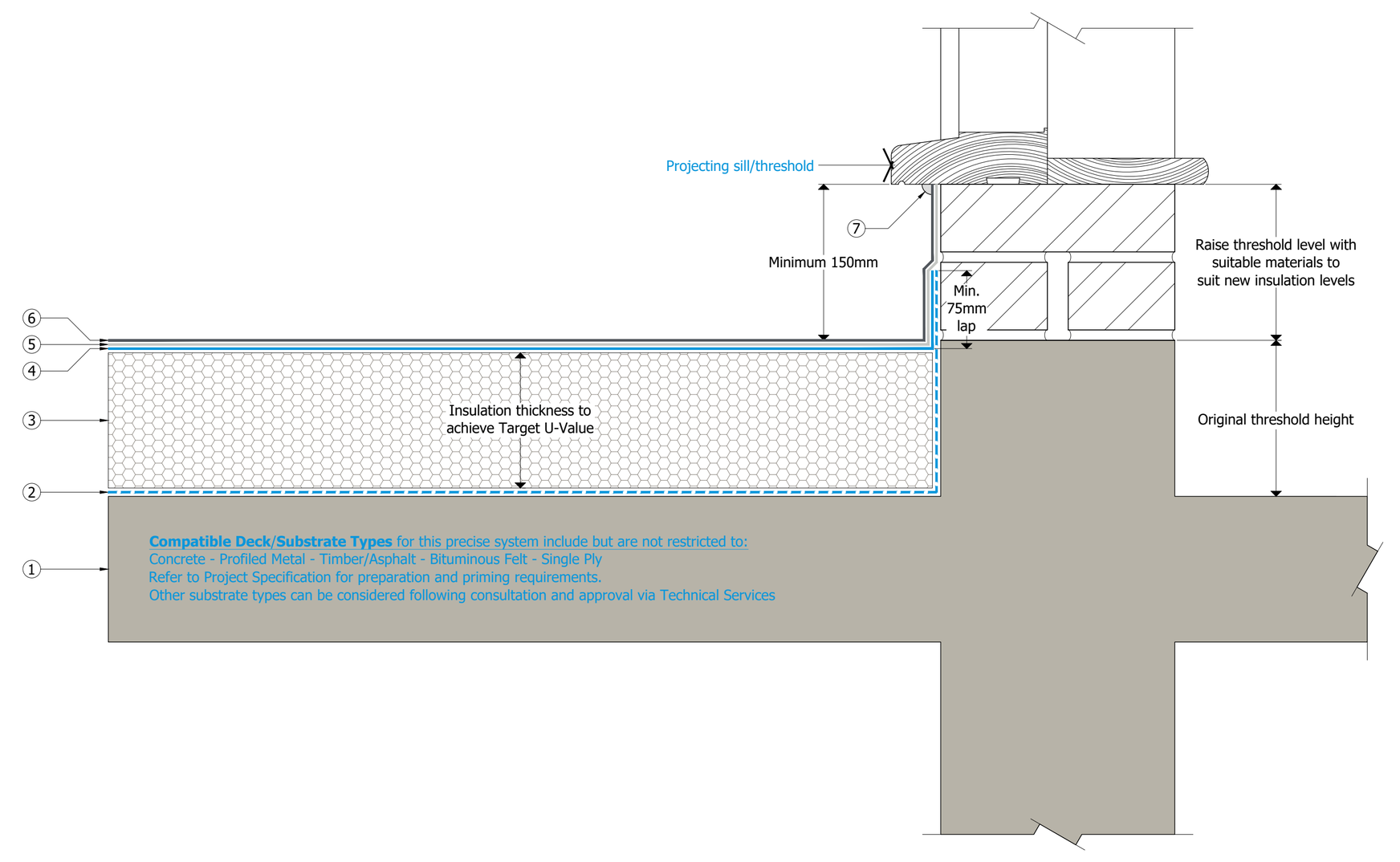

Liquid Applied Membrane - Warm Roof
Upstand - Roof Threshold

Key

1 Compatible substrates or decks prepared and primed in strict accordance with Sika Limited Specification
2 **S-Vap Self Adhesive Air and Vapour Control Layer** (where required) applied in strict accordance with Sika Limited Specification
3 **Sikatherm Insulation** bonded in strict accordance with Sika Limited Specification
4 **S-Vap Self Adhesive Carrier Membrane** applied in strict accordance with Sika Limited Specification
5 **Sika Liquid Applied Membrane Embedment/Base Coat** fully reinforced with **Sika Reemat Premium** glass fibre matting applied in strict accordance with Sika Limited Specification
6 **Sika Liquid Applied Membrane Top Coat** applied in strict accordance with Sika Limited Specification
7 Sika Liquid Applied Membrane dressed on to prepared and primed upstands, terminated tightly at the junction with the projecting sill and sealed with a continuous minimum 6mm bead of specified **Sika Sealant**

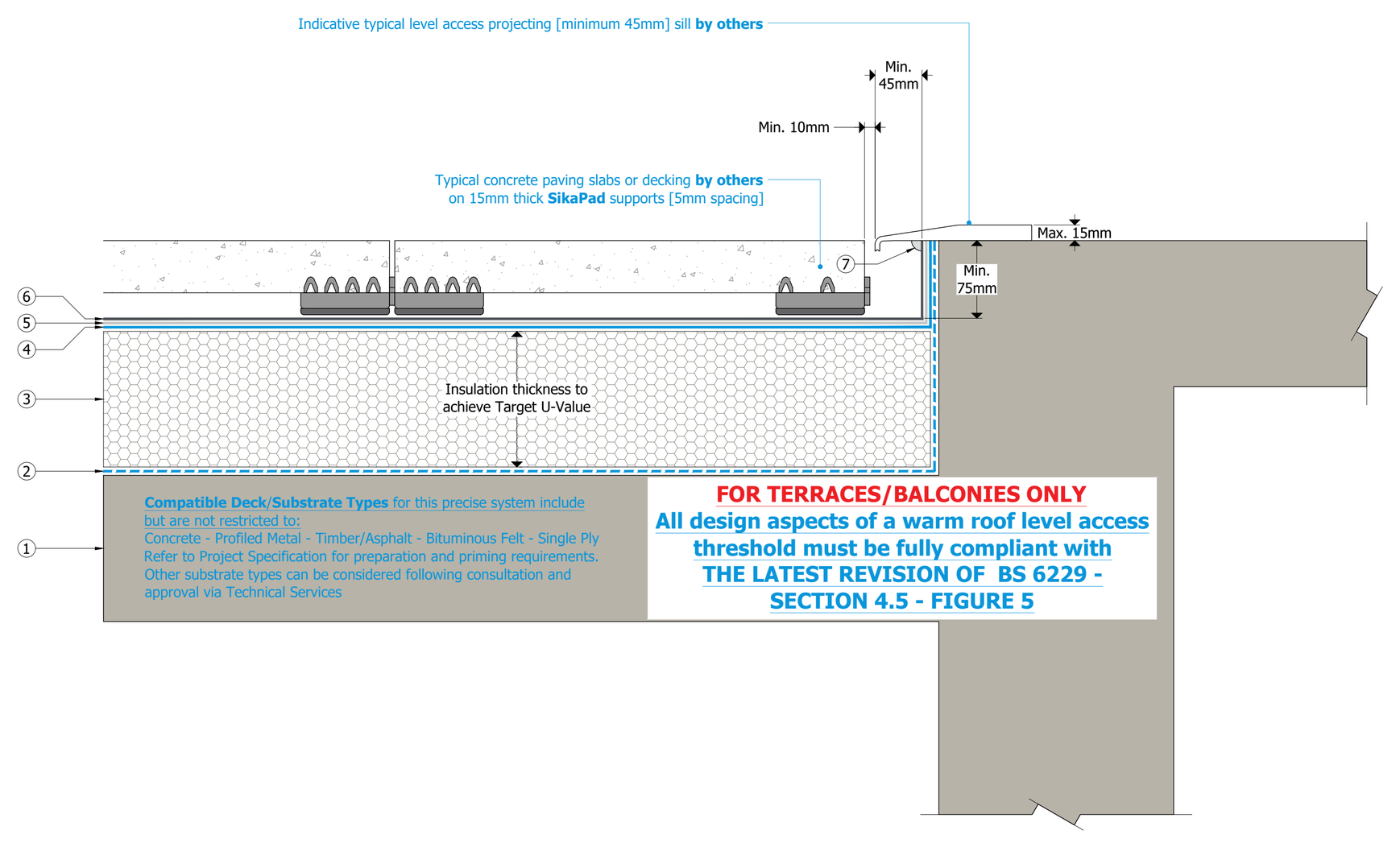

Liquid Applied Membrane - Warm Roof
Upstand - Level Threshold
for Terrace Use Only

Key

1 Compatible substrates or decks prepared and primed in strict accordance with Sika Limited Specification
2 **S-Vap Self Adhesive Air and Vapour Control Layer** (where required) applied in strict accordance with Sika Limited Specification
3 **Sikatherm Insulation** bonded in strict accordance with Sika Limited Specification
4 **S-Vap Self Adhesive Carrier Membrane** applied in strict accordance with Sika Limited Specification
5 **Sika Liquid Applied Membrane Embedment/Base Coat** fully reinforced with **Sika Reemat Premium** glass fibre matting applied in strict accordance with Sika Limited Specification
6 **Sika Liquid Applied Membrane Top Coat** applied in strict accordance with Sika Limited Specification
7 Vertical components bonded with specified **Sika Adhesive** [mechanical fixings may be required]
8 **Sika Type-D Decotrim** external corner protection bonded with specified **Sika Adhesive**
9 **Type-E Decotrim** mechanically fixed with specified **Sika Fixings** or fully bonded with specified **Sika Adhesive**

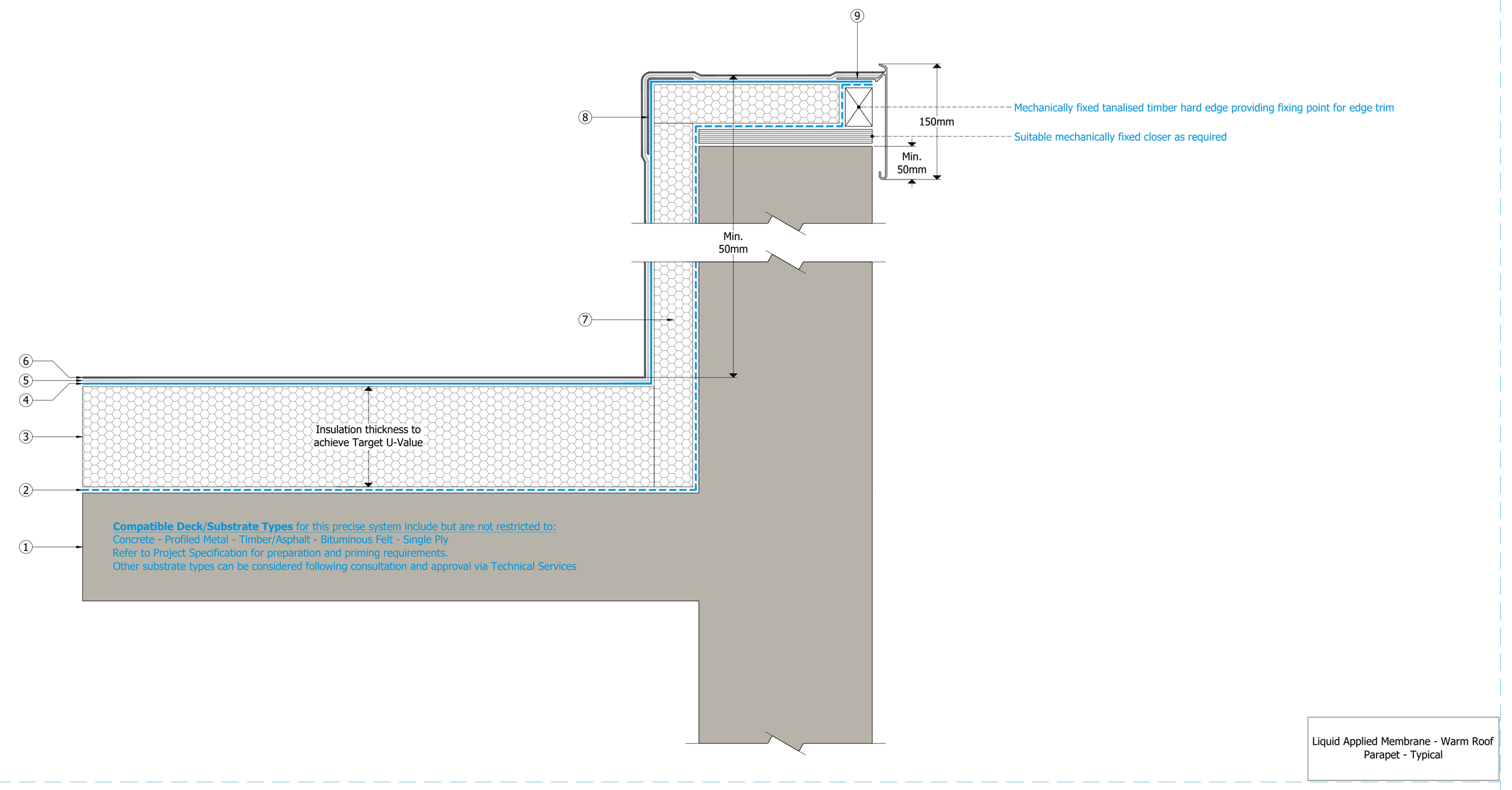

Liquid Applied Membrane - Warm Roof
Parapet - Typical

Key

1 Compatible substrates or decks prepared and primed in strict accordance with Sika Limited Specification
2 **S-Vap Self Adhesive Air and Vapour Control Layer** (where required) applied in strict accordance with Sika Limited Specification
3 **Sikatherm Insulation** bonded in strict accordance with Sika Limited Specification
4 **S-Vap Self Adhesive Carrier Membrane** applied in strict accordance with Sika Limited Specification
5 **Sika Liquid Applied Membrane Embedment/Base Coat** fully reinforced with **Sika Reemat Premium** glass fibre matting applied in strict accordance with Sika Limited Specification
6 **Sika Liquid Applied Membrane Top Coat** applied in strict accordance with Sika Limited Specification
7 Fully reinforced Sika Liquid Applied Membrane dressed to the external face of the existing parapet encapsulating **all** capping retention bracket fixings

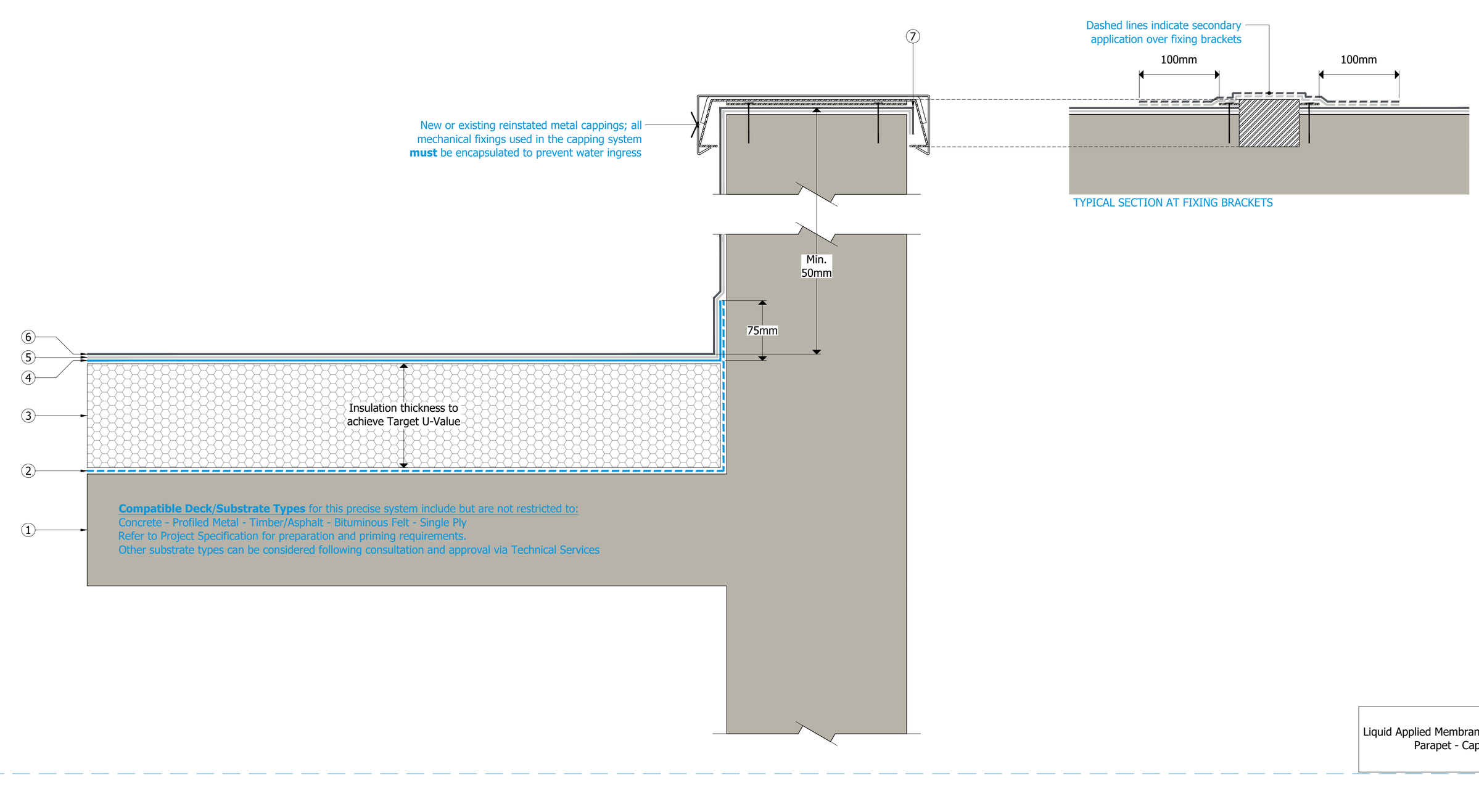

Liquid Applied Membrane - Warm Roof
Parapet - Capping

Key

1 Compatible substrates or decks prepared and primed in strict accordance with Sika Limited Specification
2 **S-Vap Self Adhesive Air and Vapour Control Layer** (where required) applied in strict accordance with Sika Limited Specification
3 **Sikatherm Insulation** bonded in strict accordance with Sika Limited Specification
4 **S-Vap Self Adhesive Carrier Membrane** applied in strict accordance with Sika Limited Specification
5 **Sika Liquid Applied Membrane Embedment/Base Coat** fully reinforced with **Sika Reemat Premium** glass fibre matting applied in strict accordance with Sika Limited Specification
6 **Sika Liquid Applied Membrane Top Coat** applied in strict accordance with Sika Limited Specification
7 Typical circular penetration; fully reinforced Sika Liquid Applied Membrane dressed minimum 150mm on to prepared and appropriately primed penetrations. When fully cured install a heavy duty tie-wrap or proprietary O-clip to protect the exposed edge of the membrane

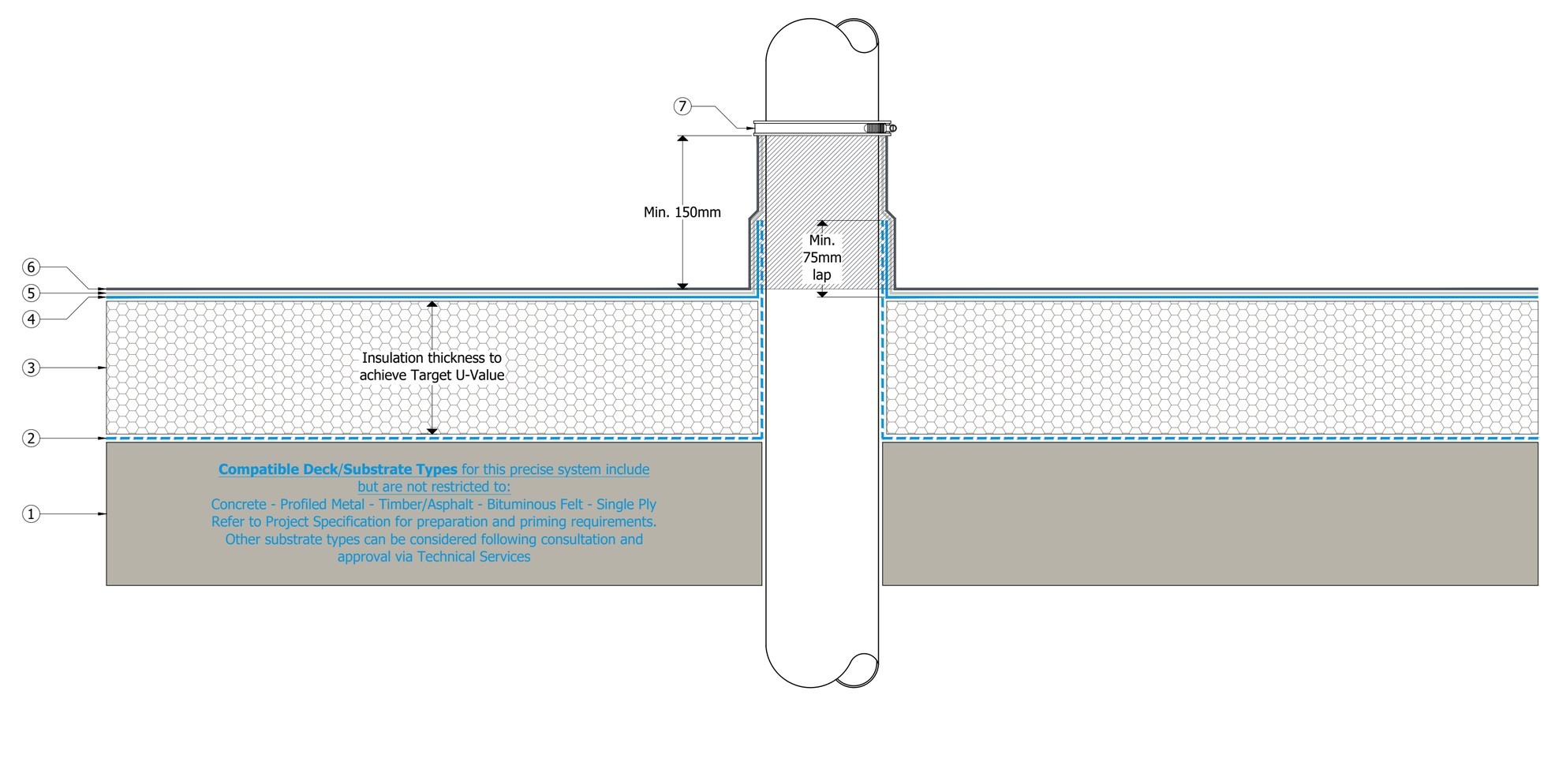

Liquid Applied Membrane - Warm Roof
Penetration - Pipe

Key

1 Compatible substrates or decks prepared and primed in strict accordance with Sika Limited Specification
2 **S-Vap Self Adhesive Air and Vapour Control Layer** (where required) applied in strict accordance with Sika Limited Specification
3 **Sikatherm Insulation** bonded in strict accordance with Sika Limited Specification
4 **S-Vap Self Adhesive Carrier Membrane** applied in strict accordance with Sika Limited Specification
5 **Sika Liquid Applied Membrane Embedment/Base Coat** fully reinforced with **Sika Reemat Premium** glass fibre matting applied in strict accordance with Sika Limited Specification
6 **Sika Liquid Applied Membrane Top Coat** applied in strict accordance with Sika Limited Specification
7 Fully reinforced Sika Liquid Applied Membrane dressed on to prepared upstand kerb and terminated beneath the integral flashing
8 Mechanically fixed **SikaRoof® Light** [Modular or Bespoke] on nominal 300mm uPVC kerb

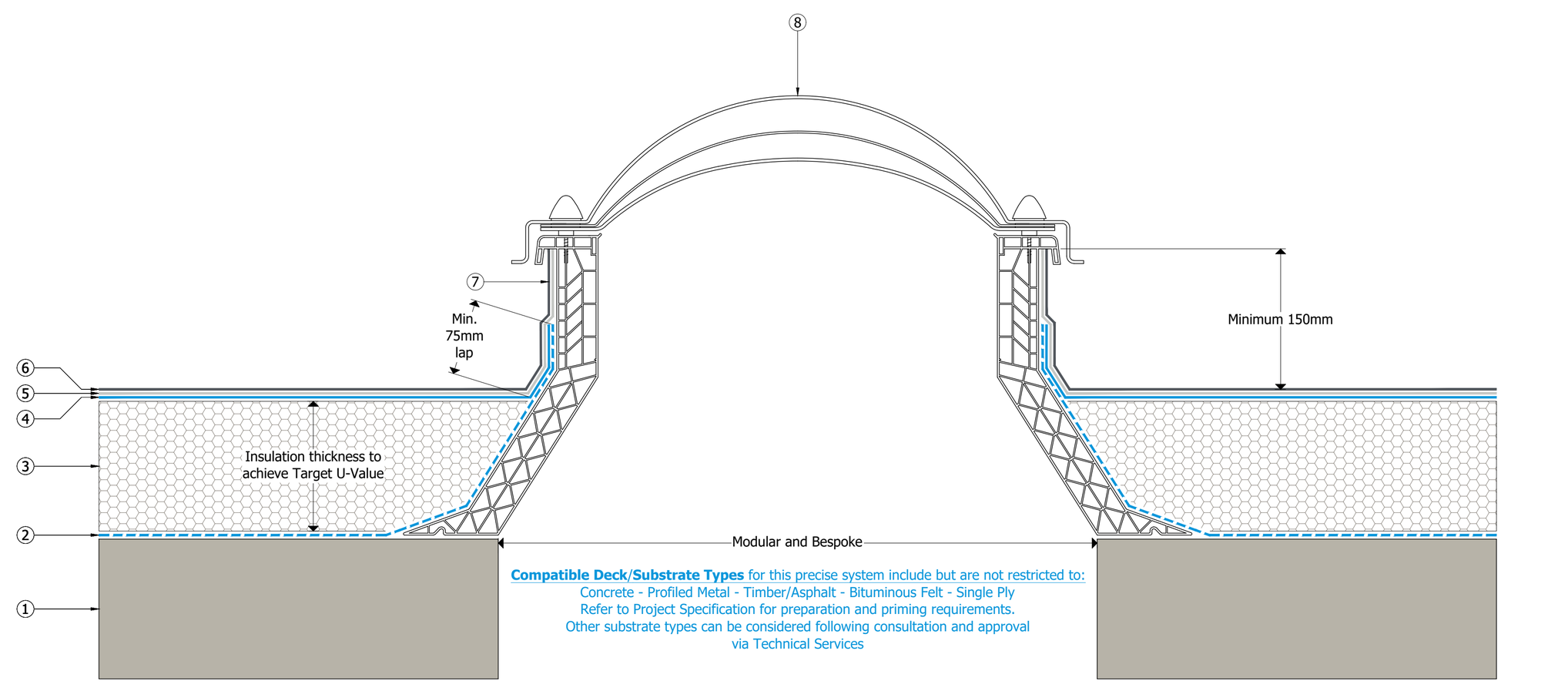

Liquid Applied Membrane - Warm Roof
Rooflight - SikaRoof® Light

Key

1 Compatible substrates or decks prepared and primed in strict accordance with Sika Limited Specification
2 **S-Vap Self Adhesive Air and Vapour Control Layer** (where required) applied in strict accordance with Sika Limited Specification
3 **Sikatherm Insulation** bonded in strict accordance with Sika Limited Specification
4 **S-Vap Self Adhesive Carrier Membrane** applied in strict accordance with Sika Limited Specification
5 **Sika Liquid Applied Membrane Embedment/Base Coat** fully reinforced with **Sika Reemat Premium** glass fibre matting applied in strict accordance with Sika Limited Specification
6 **Sika Liquid Applied Membrane Top Coat** applied in strict accordance with Sika Limited Specification
7 Specified **Sika S-Felt T300 Separation Layer** [need only be introduced when gravel ballast is incorporated] applied in strict accordance with Sika Limited Specification

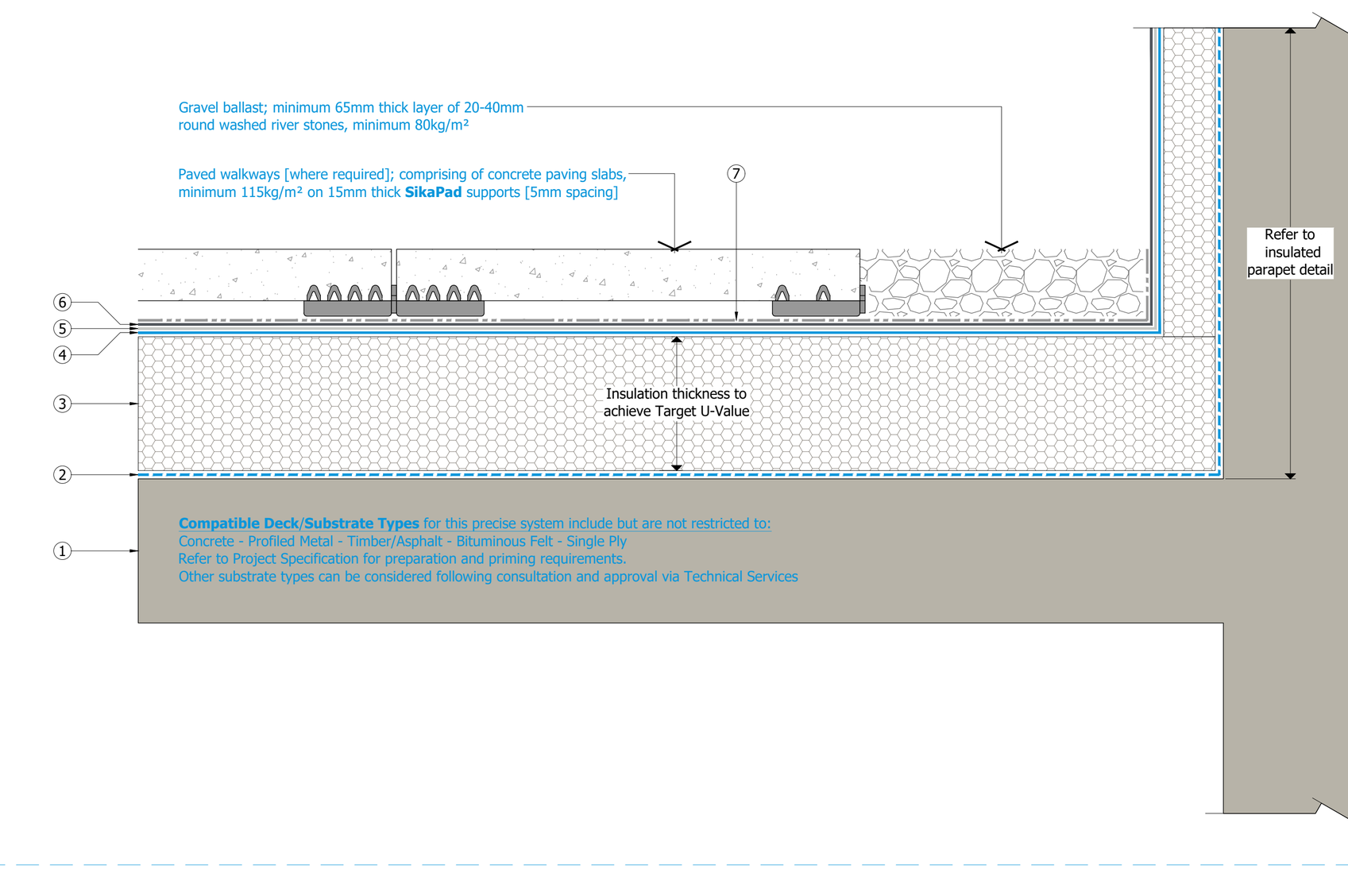

Liquid Applied Membrane - Warm Roof
Miscellaneous - Ballasted

Drawing Status:	INFORMATION
Project Nº	
DWG Nº	Rev
Project:	
Drawing Title: Sika Liquid Applied Membrane Warm Roof Selection of Standard Details	
Scale: NTS @ A0	Drawn: GRW
Check: Tech Services	Date: March '24

This drawing is the confidential property of Sika Limited. It has been prepared solely to illustrate the correct application of Sika Limited products and systems. It must not be used, reproduced or relied on, in whole or in part, without our prior written consent. Sika Limited has no liability if this drawing is used, reproduced or relied on, in whole or in part, for any unauthorised purpose or by any unauthorised third party. All rights in respect of patents, design, copyrights and all other intellectual property rights in this drawing are reserved. Application of the Sika Limited products and systems must always be in accordance with the appropriate specification and current issue of the relevant Sika Limited Product Data Sheets. Drawings must always be reviewed by a design specialist and if necessary modified to ensure suitability for the specific application.

BUILDING TRUST